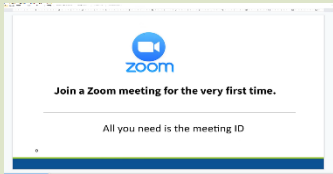




Step 1

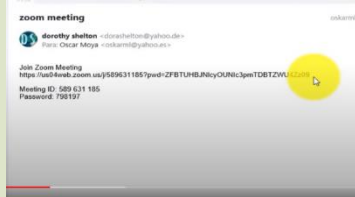
YOU DO NOT HAVE TO HAVE A ZOOM ACCOUNT TO ATTEND A ZOOM MEETING.



YOU WILL RECEIVED AN EMAIL FROM SCHOOL WITH FOLLOWING INFORMATION.

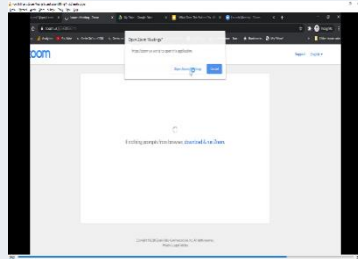
To: Join Zoom meeting

1. Meeting link
2. Meeting ID
3. Password

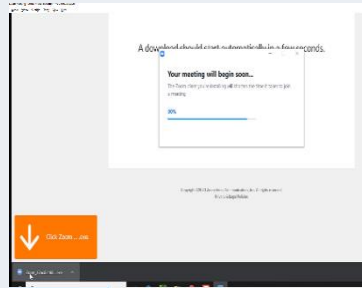


Step 2

WHEN YOU CLICK ON THE LINK, YOU WILL BE PROMPTED TO DOWNLOAD THE SOFTWARE ON TO YOUR COMPUTER. ONCE YOU HAVE CLICKED ON THE LINK THAT YOU HAVE BEEN PROVIDED TO JOIN A MEETING FROM SCHOOL.

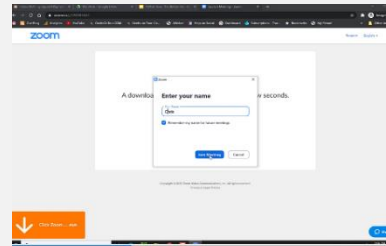


CLICK “DOWNLOAD AND RUN ZOOM”

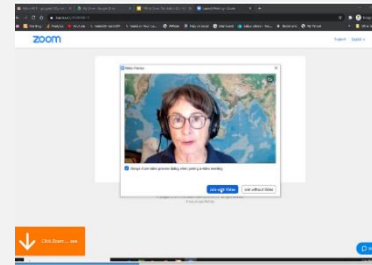


Step 3

ENTER YOUR NAME & MEETING ID PASSWORD (IF PROMOTE)



PLEASE WAIT FOR YOUR TEACHER WILL LET YOU IN THE MEETING.



YOU NEED TO TURN ON THE VIDEO TO SEE THE CLASS AND JOIN WITH COMPUTER AUDIO.

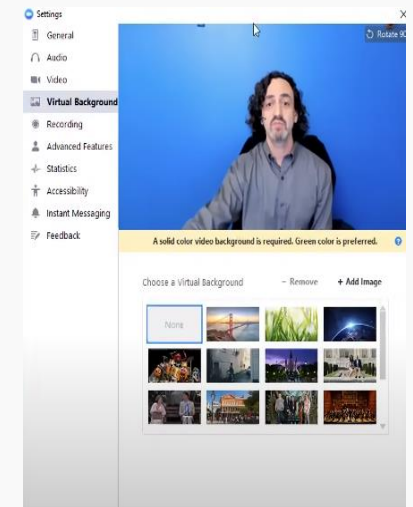


Step 4

VIRTUAL BACKGROUND NEED TO KNOW

NB: Virtual Background will require at least an i5 processor or better. Otherwise it will not be displaying properly.

**** School Suggest you sit in front of a blank wall, not to use virtual background.**

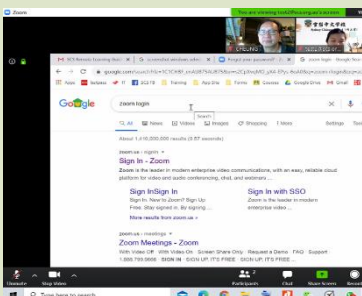




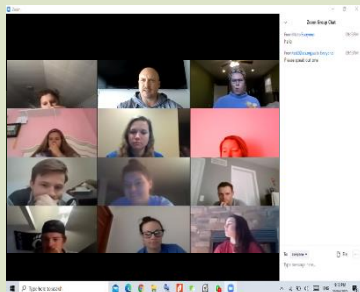
雪梨中文學校

Step 5

DURING CLASS, STUDENT CAN SEE TEACHER SHARE SCREEN ABOUT THE LESSON.



YOU CAN MESSAGE YOUR TEACHER BY CLICK "CHAT" FUNCTION ON THE BOTTOM BAR AND TYPE MESSAGE IN MESSAGE BOX AT BOTTOM OF RIGHT CORNER



Step 6

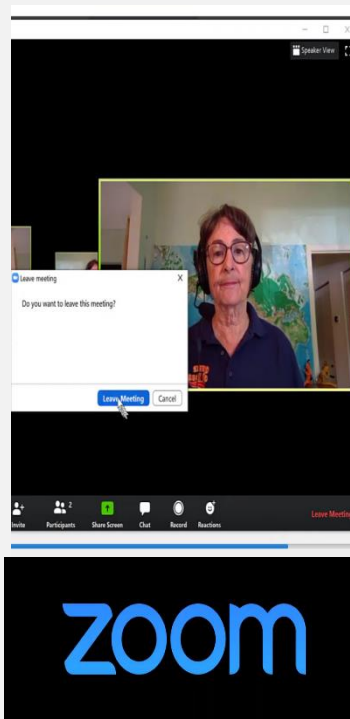
STUDENT CAN USE "REACTIONS" BUTTON TO SIGNAL TO THE TEACHER IF THEY WANT TO SPEAK.

This will shown on teacher screen.



Step 7

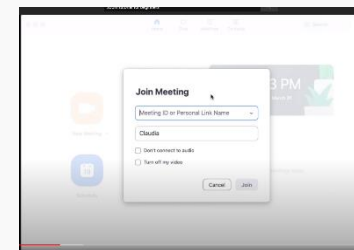
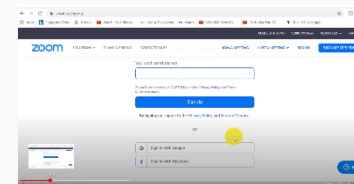
WHEN THE CLASS FINISH. CLICK "LEAVE MEETING" TO SIGN OUT THE CLASS.



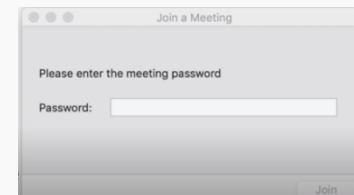
Step 8

FOR SENIOR STUDENT HAVE USED ZOOM MEETING.

OPEN ZOOM. ENTER MEETING ID. JOIN THE MEETING.



PASSWORD (if promote)





Join ZOOM Meeting using an e-mail Link from teacher

How to Join a Zoom Meeting from an Email Link

Our Group Meeting

When Mon Nov 25, 2019 3:30pm – 4:30pm Eastern Time - New York
Where <https://georgetown.zoom.us/j/244503246> (map)
Calendar sdr28@georgetown.edu
Who • sdr28@georgetown.edu - organizer
Jane Hoya is inviting you to a scheduled Zoom meeting.

Join Zoom Meeting
<https://georgetown.zoom.us/j/244503246>

Meeting ID: 244 503 246

1

Monthly Status Meeting

When Thu Jan 30, 2020 4:30pm – 6pm Eastern Time - New York
Where <https://georgetown.zoom.us/j/240043159> (map)
Calendar [@georgetown.edu](mailto: @georgetown.edu)
Who • [@georgetown.edu](mailto: @georgetown.edu) - organizer
 is inviting you to a scheduled Zoom meeting.

Join Zoom Meeting
<https://georgetown.zoom.us/j/240043159>

Meeting ID: 240 043 159

2

You will receive an **email invitation** from your class teacher. (Please check your SPAM folder, if you don't see email from your teacher)

1. In the email you will find “ **Join Zoom Meeting** ” link. (See Pic. No.1 Highlighted in Yellow) .
2. Pic.No2 is your **Meeting ID** If needed.
3. Click on the **link** you will be taken to the Class meeting.
4. You can join via PC, Mac, iOS or Android devices.

(sample email)

Please join Zoom meeting

Inbox x



CHF M
to me

10:10 PM (0 minutes ago)



Join Zoom Meeting

<https://us04web.zoom.us/j/769163291?pwd=aGY2MWw=>

Meeting ID: 769 163 291

Password: 934795



3